
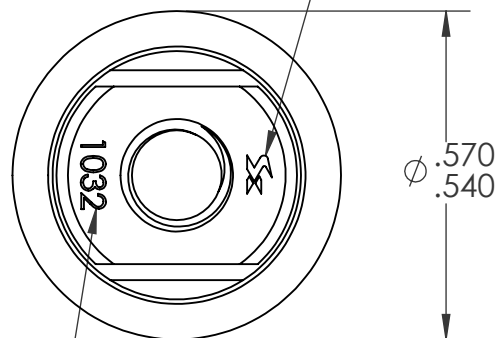


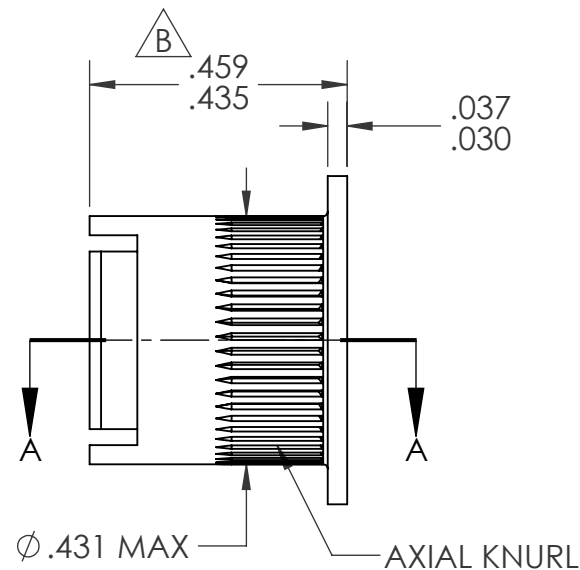
REVISIONS			
REV.	DESCRIPTION	DATE	ECN
A	INITIAL RELEASE	3/9/12	1491
B	BODY LENGTH WAS .418/.394, ADD THREAD SIZE MARK	3/19/13	1581



THREAD SIZE MARK

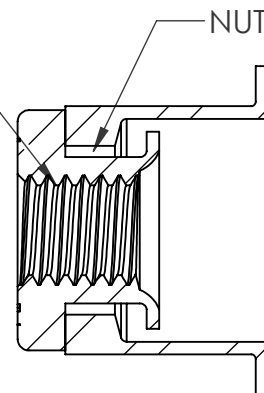


HEAD STAMP



#10-32 UNF 2B
PER ASME B1.1
MINOR DIA.: .156 - .164

NUT: .020 MIN. RADIAL FLOAT



SECTION A-A
SCALE 3:1

PATENT APPLIED FOR


NOTE:

- GRIP RANGE: .020 - .100
- HOLE SIZE: .433 +.006/-.000 AFTER ALL APPLIED FINISHES.
- INSTALLED LENGTH: .246 MAX.
- LUBRICATION: NONE
- INSTALLATION TOOL: FLEX 5P/5S WITH HEADSET#: FL5-HS-1032SR

PROPRIETARY AND CONFIDENTIAL

THIS DRAWING, AND THE INFORMATION CONTAINED HEREIN, ARE THE PROPERTY OF SHEREX AND ARE NOT TO BE USED IN ANY MANNER DETRIMENTAL TO THE INTEREST OF THE COMPANY.

SHEREX SOLUTIONS RESERVES THE RIGHT TO REVISE PART/DRAWING WITHOUT NOTICE.

		UNLESS OTHERWISE SPECIFIED:		NAME	DATE	
		DIMENSIONS ARE IN INCHES TOLERANCES: ANGULAR: MACH ± 1 BEND ±1 TWO PLACE DECIMAL ±.01 THREE PLACE DECIMAL ±.005	DRAWN	CL	3/9/12	
		INTERPRET GEOMETRIC TOLERANCING PER: ASME Y14.5M-1994	CHECKED			
		MATERIAL BODY: C1008/C1010 NUT: C1008	ENG APPR.	JVK	3/9/12	
		FINISH BODY & NUT: ZINC NICKEL ALLOY PER SHEREX SFS-01-002; SC1	MFG APPR.			
NEXT ASSY	USED ON		Q.A.	JVK	3/9/12	TITLE: LARGE FLANGE SHORT RIV-FLOAT
			COMMENTS: E-mail: info@sherex.com www.sherex.com Phone: 866-474-3739 Fax: 716-875-0358			
APPLICATION		DO NOT SCALE DRAWING				
			SIZE DWG. NO.			REV
			A RFSL2-1032-100ZN			B
			SCALE: 2:1 WEIGHT:			SHEET 1 OF 1